


Positive Behavior
Intervention & Support
North Forrest Elementary
702 Eatonville Road
Hattiesburg, MS 39401



All About NFE




- Situated in the northeastern corner of Forrest County, the North Forrest Elementary campus has been the site of a community school since the 1890's.
- NFE is currently "home" to 304 students in Grades K-6 from the communities of Eatonville, Glendale, and Rawls Springs. An interesting blend of old and new, rural and suburban, past and present, the school reflects ongoing efforts to keep up with the "growing" needs of children and their community.
- Equipped to meet students' academic, social, and emotional needs, North Forrest Elementary School is just right for today's children.
- North Forrest Elementary is ranked a Successful School.



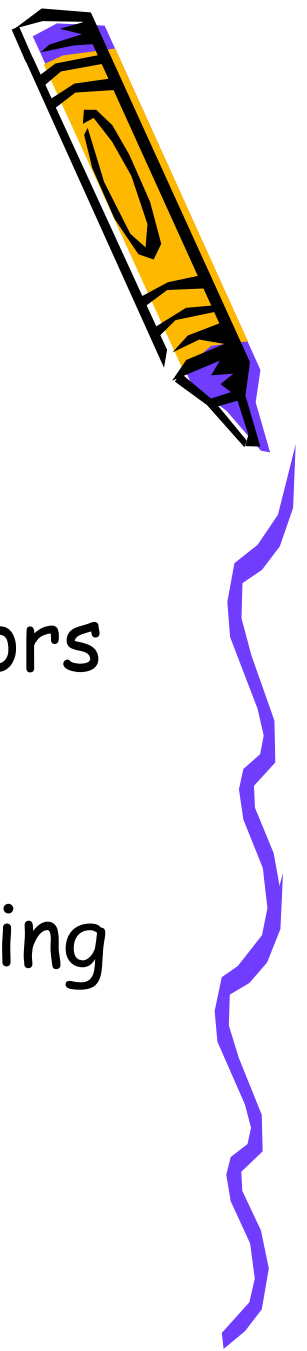
Demographics

- 174 African American Students Pre-K-6
- 118 Caucasian Students Pre-K-6
- 12 Hispanic Students Pre-K-6



What is PBS?

- PBS stands for Positive Behavior Support.
- PBS helps to promote good behaviors at school and on the bus.
- PBS focuses on decreasing inappropriate behaviors by rewarding appropriate behaviors



NFE PBIS


Mission Statement




- Positive Behavior Support (PBS) is a broad range of systemic and individualized strategies for achieving important social and learning outcomes while preventing problem behavior with all students.
- North Forrest Elementary PBS will increase appropriate behaviors in students by utilizing various positive behavior management strategies. North Forrest Elementary strives to improve social and learning outcomes by reinforcing positive behaviors in order to create a better school environment for students, teachers, and staff.
- North Forrest Elementary will ensure that all teachers and staff buy-in to PBS program. Teachers and staff will utilize reinforcement strategies to increase positive behaviors at school. Teachers and staff will teach, model, practice, and reinforce desired behaviors



Establishing a SWPBIS Team




- At beginning of the year, new members will be chosen to be on the PBS team.
- Team Roles and Responsibilities will be established.
- Choose a leader, recorder, time keeper, data specialist, behavior specialist, facilitator and district coordinator.




Identifying School-wide Expectations

- Be Safe
- Be Responsible
- Be Respectful




Specific Rules for Specific Settings



- Students will be Responsible, Respectful and Safe at school and on the bus.
- Students are responsible for their behaviors and will be rewarded for appropriate behaviors in various settings.






Developing a System for Teaching Appropriate Behavior

- Rules are posted in all areas
- PBS Boost sessions at beginning of school year. Repeat PBS Boost session in January.
- Lesson Plans to teach PBS rule and expectations.



NFE Sample PBS Bus/Car Lesson Plans



NFE Bus Loading/ Car Rider Expectations:

- Be Responsible
- Be Respectful
- Be Safe

Activity for reviewing expectations:

- Discuss the school wide expectations with the use of student's journal entries, posters, and role playing.

Expectation 1: Eagle Must be Responsible

- Rule-Follow adult instructions first time given.
- Example-Students listen to and obey teacher's instructions immediately.
- Non-Example-Student is watching another student and does not follow instructions.

Expectation 2: Eagles Must be Respectful


- Rule-Wait your turn in line.
- Example-Student will wait his/her turn to load/unload the bus or to load or unload a car.
- Non-Example-Students will butt in line to get on bus. Student will butt in line to get in car.

Expectation 3: Eagles Must Be Safe

- Rule-Walk to loading areas.
- Example-Student walks to the car/bus line.
- Non-Example-Student runs to the bus.




ABC's of Behavior, Interventions and Consequences



- Follow discipline ladder for consequences for inappropriate behaviors.
- If a student continues to display inappropriate behaviors, refer to Teacher Support Team to focus on more intense behavior interventions.
- Consequences for inappropriate behaviors depends on the nature of the behavior and discipline procedures in the school handbook.



Building Faculty, Staff, and Family Involvement



- 100% faculty and staff buy-in by rewarding them for utilizing PBS appropriately. (see Teacher Incentives)
- Family and Community Involvement- PTO helps with PBS activities and field trips.
- Monthly Calendars with PBS events.



Office Discipline Referral Process




Level 1 Behaviors

- Step 1: Conference with the Student
- Step 2: Document Behaviors in behavior log
- Step 3: Recess Detention
- Step 4: Contact Parents through phone call/ and or note in planner
- Step 5: Classroom Intervention (Examples: moving student location, extra rewards, verbal praise, sticker charts, etc.)
- Step 6: (Optional) Behavior turns into Level 2 Office Referral
- ** Behavior must have occurred 6 times before office referral can be completed.


Level 2 Behaviors- refer to Principal along with documentation from behavior logs



Developing a Reinforcement System




- PBS works in many ways:
 1. Instant rewards
 2. Weekly incentives
 3. Monthly incentives
 4. Classroom wide incentives
 5. Bus/ Car Procedures
 6. Buddy Bucks



Instant Rewards



- This can be done by giving out Eagle Bucks, Cafeteria Bucks, Bus Bucks.
- Eagle Bucks are given out to students who make good choices and demonstrate appropriate behaviors.
- Eagle Bucks cannot be taken away once they are given to a student!!




Weekly Incentives

- If a student goes all week without write-ups or light changes, they are eligible for a classroom prize such as a trip to the treasure box or extra recess time.




Monthly Incentives

- TAG Celebrations
- Bus of the Month
- Grade Level of the Month
- TAG prizes for TAG Kids
- Eagles Nest
- PBS Game Room




TAG Celebrations

- TAG celebrations are for the students who have no write-ups or light changes for an entire month.
- TAG kids are recognized at a TAG celebration.
- TAG kids are eligible for various prizes



TAG Prizes

- Once a TAG kid is recognized for a month, they will be eligible for TAG prizes such as pickles, popcorn, slushies, popsicles, nachos, etc...
- In order to receive these prizes, a TAG kid must wear TAG bracelet.



Bus of the Month



- Bus drivers will be given "Bus Bucks"
- These Bus Bucks can be redeemed for prizes in the Eagles Nest
- Bus of the Month will be decided based on a bus that has no write-ups for an entire month.
- The Bus driver and all elementary students will receive a special treat and a "Bus of the Month" sign.



Grade Level of the Month




- The Cafeteria staff will have "Cafeteria Bucks".
- These Cafeteria Bucks will be worth the same as Eagle Bucks and can be redeemed for prizes in the Eagles Nest.
- The Cafeteria staff will decide on a grade level of the month based on if the grade level follow rules, stayed in line, and cleaned up their area.
- The grade level chosen will receive a free slushie.




Eagles Nest



- The Eagles Nest will be open every two weeks beginning at the end of August.
- Students must be accompanied by a teacher during their designated shopping time
- Students can spend Eagle Bucks, Bus Bucks, Cafeteria Bucks, and Buddy Bucks.



PBS Game Room



- This year, students will have the opportunity to spend their Bucks for time in the PBS Game Room.
- The PBS Game room will consist of a Wii, Wii games, and other board games.
- 100 Eagle Bucks=15 Minutes
- 20 Buddy Bucks= 15 Minutes
- 100 Bus/ Cafeteria Bucks=15 Minutes
- PBS Game Room will be open every other Friday during recess times. A teacher must accompany students to game room.




Buddy vs. Bully



- Our district has a "No Bullying" Policy, therefore, Buddy Bucks will be given to students who are caught being respectful and kind to peers.
- Buddy Bucks are worth \$5 instead of \$1.
- These Buddy Bucks can be given out by any staff member to any student.
- Buddy Bucks should be given to students who are trying to make a difference by being a friend to others
- Buddy Bucks cannot be taken away and should not be given out by a student's request.




Classroom Wide Incentives



- Class Compliment Chart
 - * Every class has the opportunity to receive compliments from other teachers and staff members.
 - * Once a class receives 50 compliments, they can have a classroom party.
 - * Class compliments should be kept by each teacher



Other Components of PBS



- Bus/ Car Logs- These logs should be used by every teacher. Each log has certain rules that should be followed. If a student breaks one of the rules, then they will get a mark under the rule they broke.
- Each Friday, bus/car logs will be turned in to PBS team leader.
- Every two weeks the students with no marks will receive a drink on Fridays.
- Students will receive an Eagle stamp the morning drinks will be handed out during lunch. Students must have stamp in order to get drink
- **It is the responsibility of the teachers to turn in their bus/car logs in order for students to receive free drinks.**



Bus Procedures



- Students will be lined up according to bus numbers
- Students will remain in line quietly and will be taken to bus by teacher.
- Students will be walked to bus by teacher.
- Students will stay in line until teacher calls out bus number.
- If a student gets out of line, they will receive a mark on their bus log.



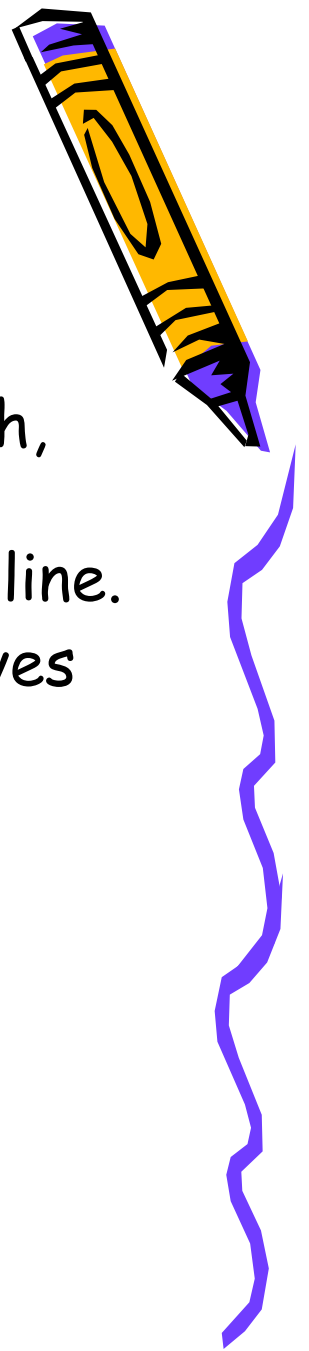
Car Procedures



- Students will stay in a line on the sidewalks and through the office.
- If a student gets out of line or runs, they will receive a mark on their car log.
- Students will not be allowed to cross over into parking lot.
- Parents will have to come through carpool line in order to pick their child up.
- Students will be quiet and listen for their name to be called in order to load car.



Cafeteria Procedures





- Students will be organized by entrée, sandwich, salad, own lunch
- Students will come into lunchroom and stay in line.
- Students will keep hands and feet to themselves
- Students will stay quiet while in line
- Students will get all necessary items before leaving serving line
- Students will clean up area before leaving cafeteria





Behavior Logs

- Behavior logs should be used in your classroom as a means of documentation.
- Behavior logs are useful if there are continuous behavior problems.
- Follow discipline ladder for more detailed directions for handling behaviors



Fundraisers for PBS

- Leaf Sales- September
- Turkey Feathers- November
- Hearts- February
- Eggs- April
- PTO
- Dances or Socials



Teacher Incentives



- After students have shopped at the Eagles Nest, a "Buck" will be pulled from box. The teacher's name on the Eagle Buck or Buddy Buck will get a special prize such as duty free lunch, duty free morning, or gift cards.
- If a teacher(s) has no write-ups for entire month, teacher(s) name will go in a drawing for a manicure/pedicure gift certificate.



Using Data for Long-Term Change




- We meet monthly to discuss data from SWIS and SAMs.
- We discuss the BIG 5: Who, When, Where, What, How Much
- Complete PBS Meeting Minutes and Problem-Solving Action Plan Form



Data

- We use Data to look at behavior trends.
- We use Data to refer students to TST for behavior.
- We use Data to decrease inappropriate behaviors and increase appropriate behaviors.



How PBIS Changed NFE



- PBS has helped our school to be a model-site for three years in a row.
- We have taken more than 70 % of students on PBS field trips for no write-ups all year.
- We have decreased inappropriate behaviors by 85%.
- PBS has changed the way our teachers teach, the way our kids behave, and the way our parents raise their kids!

